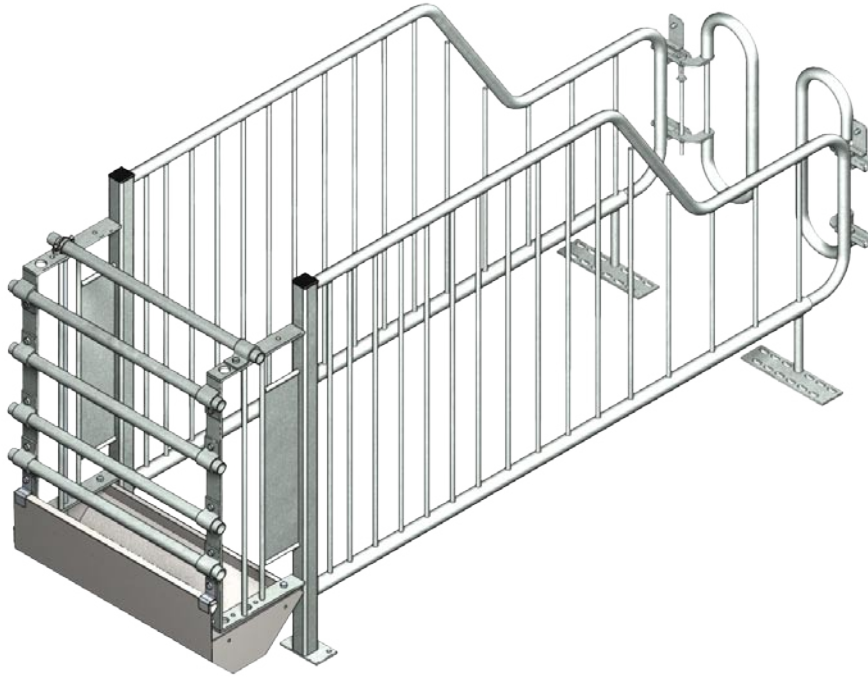




# INN-O-STALL® CONFINE



## examples



### Safety for the sow

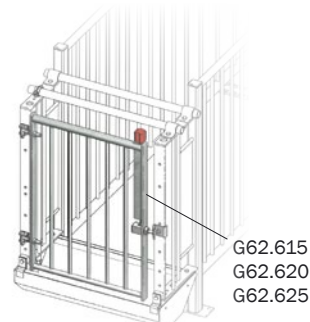
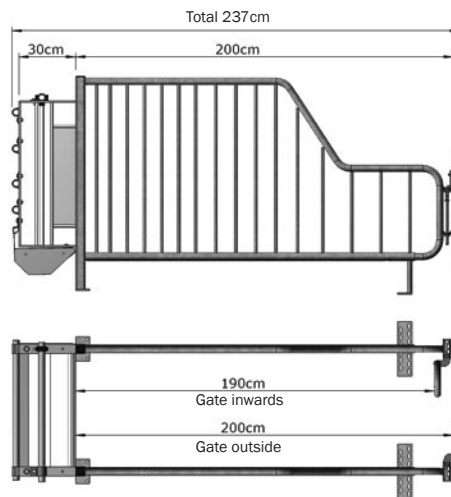
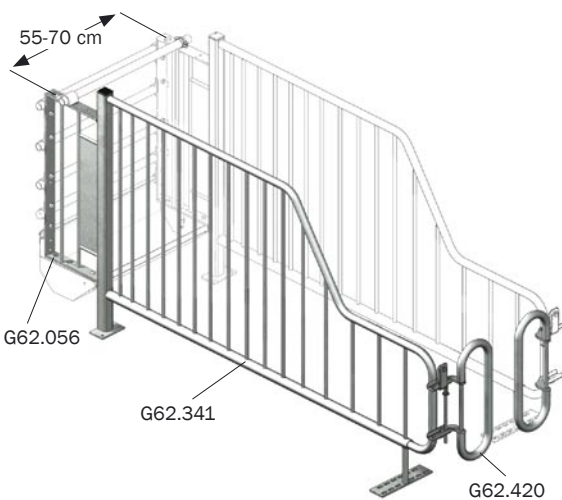
- Closed partitions at the trough and vertical grilles in the crate sides prevent aggressions

### Easy access for personnel

- The opening in the rear gate allows easy access to the sow. The partition design provides good space for sow stimulation

### Durable

- Sturdy construction with massive posts provides long durability



## FACTS

Length:	190/200 cm
Width:	55-70 cm
Height:	113.3 cm
Posts:	50 x 50 x 4 mm
Rear posts:	25 mm massive
Upper bar:	33.7 x 2.65 mm
Lower bar:	42.4 x 2.65 mm
Grilles:	14 mm
Saloon gate bars:	33.7 x 2.65 mm
Surface:	hot-galvanized

## INN-O-STALL® CONFINE

No.	Description
G62.341	Gestation stall partition 190-200 cm
G62.420	Reversible saloon gates for gestation stall
G62.056	Extension 10 cm for stall length 210 cm
<b>STALL GATE</b>	
G62.615	Stall gate for stall width 60 cm. Only INN-O-STALL® confine
G62.620	Do. 65 cm. For both INN-O-STALL® free access and confine
G62.625	Do. 70 cm. Only for INN-O-STALL® confine